

# COTTAGE STONE

*Superfici dal sapore antico*

SENIOPROGETTI



# COTTAGE STONE

4 *Colori/Colours*  
10 *Spessore/Thickness*  
mm

8 *Formati/Sizes*


50x50 20"x20"	33,3x50 13"x20"	16,5x50 6½"x20"	11x50 4"x20"	33,3x33,3 13"x13"	16,5x33,3 6½"x13"	16,5x16,5 6½"x6½"	8,2x16,5 3,2"x6½"
------------------	--------------------	--------------------	-----------------	----------------------	----------------------	----------------------	----------------------

## Beige Sabbia



J2611	50x50	67MMQ
J2621	33,3x50	67MMQ
J2681	16,5x50	75MMQ
J2671	11x50	75MMQ
J2581	33,3x33,3	62MMQ
J2591	16,5x33,3	66MMQ
J2601	16,5x16,5	71MMQ
J2691	8,2x16,5	97MMQ

## Mosaici su rete 30,5x30,5 - 12"x12"



J2721 | 2,5x2,5 | 171MMQ



J2731 | 2,5x5 | 165MMQ



J2741 | 5x5 | 159MMQ

## Verde Muschio



J2613	50x50	67MMQ
J2623	33,3x50	67MMQ
J2683	16,5x50	75MMQ
J2673	11x50	75MMQ
J2583	33,3x33,3	62MMQ
J2593	16,5x33,3	66MMQ
J2603	16,5x16,5	71MMQ
J2693	8,2x16,5	97MMQ



J2727 | 2,5x2,5 | 171MMQ



J2737 | 2,5x5 | 165MMQ



J2747 | 5x5 | 159MMQ

## Green Forest



J2612	50x50	67MMQ
J2622	33,3x50	67MMQ
J2682	16,5x50	75MMQ
J2672	11x50	75MMQ
J2642	33,3x33,3	62MMQ
J2652	16,5x33,3	66MMQ
J2662	16,5x16,5	71MMQ
J2692	8,2x16,5	97MMQ



J2722 | 2,5x2,5 | 171MMQ



J2732 | 2,5x5 | 165MMQ



J2742 | 5x5 | 159MMQ

## Autunno



J2616	50x50	67MMQ
J2626	33,3x50	67MMQ
J2686	16,5x50	75MMQ
J2676	11x50	75MMQ
J2586	33,3x33,3	62MMQ
J2596	16,5x33,3	66MMQ
J2606	16,5x16,5	71MMQ
J2696	8,2x16,5	97MMQ



J2726 | 2,5x2,5 | 171MMQ



J2736 | 2,5x5 | 165MMQ



J2746 | 5x5 | 159MMQ

### 3 Mosaici/Mosaics

30,5x30,5 - 12"x12"



#### Focus su decorazioni/Focus on decorations



**+** Listello forum



**+** V-Cup e V-Out

Gres porcellanato smaltato, modulare, ingelivo, altamente resistente alle macchie e all'intenso calpestio.

Glazed porcelain tiles, modular, frost proof, stain proof, and highly resistant to wear.

Grès cérame émaillé, modulaire, résistant au gel, aux taches et à l'usure.

Glasiertes Feinsteinzeug, modular, frostsicher, sehr widerstandsfähig gegen Flecken und starke Benützung.

Grés porcelánico esmaltado, modular, antihielo, altamente resistente a las manchas y al alto tránsito.

Фарфоровые эмали, модульные, ингела, высокой устойчивостью к пятна и топтанием.

#### Decorazioni/Decors

Singolo Forum  
16,5x16,5 6½"x6½"



JN32 | Beige Sabbia | 25PZ  
JN36 | Verde Muschio | 25PZ

Forum Stella  
5x5 2"x2"



JN40 | Beige Sabbia | 13PZ  
JN44 | Verde Muschio | 13PZ

Forum Primula  
5x5 2"x2"



JN41 | Beige Sabbia | 13PZ  
JN45 | Verde Muschio | 13PZ

Forum Margherita  
5x5 2"x2"



JN42 | Beige Sabbia | 13PZ  
JN46 | Verde Muschio | 13PZ

Forum Bucaneve  
5x5 2"x2"



JN43 | Beige Sabbia | 13PZ  
JN47 | Verde Muschio | 13PZ

Listello Forum  
8x33,3 3,1"x13"



JN35 | Beige Sabbia | 21PZ  
JN39 | Verde Muschio | 21PZ

Listello Forum  
3x33,3 1¼"x13"



JN34 | Beige Sabbia | 15PZ  
JN38 | Verde Muschio | 15PZ

Mosaico Foglie



JM81 | 16,5x33,3 | 35PZ

Mosaico Foglie



JM82 | 16,5x16,5 | 45PZ

Treccia Spina



JM83 | 16,5x33,3 | 35PZ

Treccia Spina Corner



JM84 | 16,5x16,5 | 45PZ

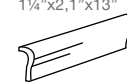
#### Pezzi speciali/Special trim pieces

Battiscopa  
8x33,3 3,1"x13"



JH31 | Beige Sabbia | 5PZ  
JH33 | Verde Muschio | 5PZ  
JH36 | Autunno | 5PZ  
JH32 | Green Forest | 5PZ

V-Cup  
3x5,5x33,3  
1¼"x2,1"x13"



PJ40 | Beige Sabbia | 26PZ  
PJ41 | Verde Muschio | 26PZ  
PJ42 | Autunno | 26PZ  
PJ43 | Green Forest | 26PZ

V-Out  
3x5x5,5 1¼"x2,1"x2"



PJ45 | Beige Sabbia | 21PZ  
PJ46 | Verde Muschio | 21PZ  
PJ47 | Autunno | 21PZ  
PJ48 | Green Forest | 21PZ

Bead Esterno  
3x16,5 1¼"x6½"



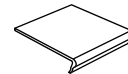
PJ01 | Beige Sabbia | 13PZ  
PJ03 | Verde Muschio | 13PZ  
PJ05 | Autunno | 13PZ  
PJ07 | Green Forest | 13PZ

Beak Esterno  
3x3x3 1¼"x1¼"x1¼"



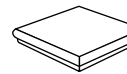
PJ02 | Beige Sabbia | 16PZ  
PJ04 | Verde Muschio | 16PZ  
PJ06 | Autunno | 16PZ  
PJ08 | Green Forest | 16PZ

Gradino  
30x33,3 12"x13"



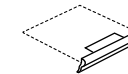
JJ81 | Beige Sabbia | 70PZ  
JJ86 | Autunno | 70PZ

Ang. Gradino  
33,3x33,3 13"x13"



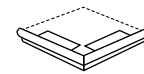
JE81 | Beige Sabbia | 88PZ  
JE86 | Autunno | 88PZ

Bordo Gradino  
5,5x33,3 2"x13"



JJ01 | Beige Sabbia | 56PZ  
JJ01 | Verde Muschio | 56PZ  
JJ01 | Autunno | 56PZ  
JJ01 | Green Forest | 56PZ

Bordo Ang. Grad.  
5,5x33,3 2"x13"



JE01 | Beige Sabbia | 77PZ  
JE01 | Verde Muschio | 77PZ  
JE01 | Autunno | 77PZ  
JE01 | Green Forest | 77PZ

**CARATTERISTICHE TECNICHE COTTAGE STONE**  
**TECHNICAL CHARACTERISTICS**

ISO 13006 – BIA GL (≥ 0,5%) UNI EN 14411 - G -


	METODO DI PROVA TEST METHOD	REQUISITI PREVISTI DALLA NORMA REQUIRED BY THE NORM	VALORE MEDIO SENIO SENIIO AVERAGE VALUES
<b>DIMENSIONI E ASPETTO</b> APPEARANCE AND DIMENSIONS	ISO 10545-2	Prospetto G.1 Prospect G.1	Conforme Conforms
<b>ASSORBIMENTO D'ACQUA</b> WATER ABSORPTION	ISO 10545-3	≥ 0,5%	≥ 0,5%
<b>RESISTENZA A FLESSIONE</b> RESISTANCE TO BENDING	ISO 10545-4	35 N / mm <sup>2</sup>	40 N / mm <sup>2</sup>
<b>RESISTENZA ALL'ABRASIONE SUPERFICIALE</b> PEI RATING / RESISTANCE TO WEAR	ISO 10545-7	Classi 0-5 Classes 0-5	4
<b>RESISTENZA AGLI SBALZI TERMICI</b> THERMAL SHOCK RESISTANCE	ISO 10545-9	Metodo disponibile Method available	Conforme Conforms
<b>RESISTENZA AL CAVILLO</b> RESISTANCE TO CRAZING	ISO 10545-11	Richiesta Required	Resiste Resists
<b>RESISTENZA AI PRODOTTI CHIMICI</b> RESISTANCE TO CHEMICAL PRODUCTS	ISO 10545-13		
<b>PRODOTTI CHIMICI AD USO DOMESTICO ED ADDITIVI PER PISCINA</b> RESISTANCE TO HOUSEHOLD CHEMICALS AND SWIMMING POOL WATER CLEANSERS		Min. GB	GB
<b>RESISTENZA AL GELO</b> RESISTANCE TO FROST	ISO 10545-12	Richiesta Required	Resiste Resists
<b>RESISTENZA ALLE MACCHIE</b> RESISTANCE TO STAINS	ISO 10545-14	Min. 3	3
<b>STABILITÀ DEI COLORI ALLA LUCE</b> COLOUR RESISTANCE TO LIGHT EXPOSURE	DIN 51094	Non devono presentare apprezzabili variazioni di colore Don't have to show important changes in colour	Conforme Conforms
<b>SCIVOLosità</b> MOHS RATING	DIN 51130		R 9

Beige Sabbia 16,5x16,5 (6,5"x6,5"), Forum Singolo Beige Sabbia  
16,5x16,5 (6,5"x6,5"), Listello Forum Beige Sabbia 8x33,3 (3"x13")



Autunno 33,3x33,3 (13"x13")  
e 16,5x33,3 (6,5"x13")


## Suggerimenti di posa



**33,3x33,3**  
33,4%

**33,3x50**  
50,1%


**16,5x33,3**  
16,5%



**50x50**  
47,4%

**33,3x33,3**  
21,0%

**16,5x50**  
31,6%



**33,3x50**  
46,3%

**11x50**  
15,4%

**16,5x50**  
23,0%

**16,5x33,3**  
15,3%

# COTTAGE STONE

*Superfici dal sapore antico*

Cottage Stone si caratterizza per la sua morbida e naturale varietà di toni differenti in ogni lastra, che insieme all'assortimento dei formati e ai possibili schemi di montaggio permette di creare ambienti dal sapore antico. Il suo straordinario riflesso patinato, al tatto piacevolmente vellutato e cerato, risulta di grande effetto visivo una volta posato. È una resistente e versatile collezione pensata per pavimentazioni interne ed esterne, ideale sia per ambienti residenziali che per luoghi commerciali di fascino. La grande disponibilità dei formati, dei mosaici su rete, delle decorazioni e degli elementi di raccordo consente anche la realizzazione di gradevoli rivestimenti coordinati.

**COTTAGE STONE. Surfaces with an old world charm.** The major characteristic of the Cottage Stone series is the soft and natural variety of shades, that are different in each slab. The wide selection of sizes, and the multiple laying schemes possible to realize, that allows to create rooms with an old charming flavour. The extraordinary satin finish touch is similar to velvet and waxed surfaces, and outcomes in a great visual effect when fixed and grouted. It's a collection of products resistant and versatile, made for floorings indoors and outdoors, ideal for both residential or light commercial and public places. The wide number of sizes, the mosaics on net, the decorations, the special trim pieces, make these products excellent to use on both floors and walls, for very pleasant coordinated combinations.

**COTTAGE STONE. Surfaces d'un saveur ancien.** La caractéristique principale de la série Cottage Stone est sa propre souple et naturelle variété de nuances, qui rendent les carrelages toutes différentes l'une des autres. Ce « nuancement » et l'assortiment des formats et des possibles modules de calpinage, permettent de réaliser des beaux sols d'un saveur ancien. Son extraordinaire reflet satiné, qui au touche est en même temps velouté et ciré, devient merveilleux quand fini, posé et jointé. C'est une collection de produits pensée pour sols à l'intérieur et à l'extérieur, idéal tant pour maisons privés que pour lieux plus commerciaux ou publics de charme. La grande sélection de formats, des mosaïques sur trame, des décorations et des éléments de raccord et pièces spéciales, permet l'emploi de ces produits aussi pour des combinaisons de sols et murs très bien coordonnées.

**COTTAGE STONE. Oberflächen mit antiken Geschmack.** Cottage Stone zeichnet sich durch seine weiche und natürliche Verschiedenartigkeit von diversen Farbtönen auf jeder Platte aus. Anhand des Formatsortiments und der möglichen Schemas der Verlegung kann eine Umgebung mit antiken Geschmack geschaffen werden. Der außergewöhnliche patinierte Reflex, der sich wohltuend samtig und gewachst anfühlt, weist nach der Verlegung einen großen sichtbaren Effekt auf. Es ist eine widerstandsfähige und vielseitige Kollektion, die für Böden im Innen- und Außenbereich gedacht ist. Cottage Stone bietet sich sowohl für Wohnräume als auch für den öffentlichen Raum mit Charme an. Die vielen verfügbaren Formate, Mosaik auf Netz, Dekors und Verbindungselemente erlauben auch eine Verwirklichung von geschmackvollen und ideenreichen Gestaltungen.

**COTTAGE STONE. Superficies de sabor antiguo.** Cottage Stone se caracteriza por su suave y natural variedad de tonos diferentes en cada lastra, que junto a la diversidad de formatos y a los posibles esquemas de montaje permite crear ambientes de un antiguo sabor. Su extraordinario reflejo patinado - al tacto agradablemente aterciopelado y cerado - resulta de gran efecto visual una vez montado. Es una colección resistente y versátil pensada para pavimentaciones internas y externas. Ideal sea para ambientes residenciales que para ambientes comerciales. La gran disponibilidad de formatos, de mosaicos sobre red, de decoraciones, de elementos compatibles, permite la realización de agradables revestimientos coordinados.

**COTTAGE STONE.** Поверхности древнего стиля. Каменный коттедж характеризуется ее мягкой и естественной различием тонов в каждой пластины, которые вместе с ассортиментом и размером позволяет установке пластинов для создания обстановкам в древнем стиле. Ее необычайные матовое отрожение, гладкая на ощупь, и приятное вощеная, она имеет большой визуальный эффект после установки. Это устойчивая и универсальная коллекция напольных покрытий для внутренних и внешних условий, что идеально подходит для шикарных жилых и коммерческим заведениям. Наличие больших размеров, мозаиков в сети, украшения и элементы установки также позволяет создать приятных регулярных покрытий.