

# COTTAGE STONE

*Superfici dal sapore antico*

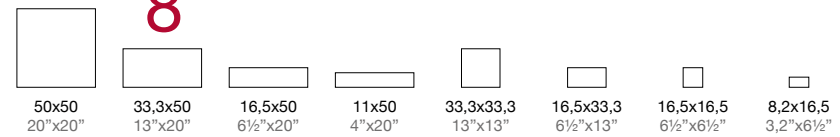
SENIOPROGETTI



# COTTAGE STONE

4 *Colori/Colours*  
10 *Spessore/Thickness*  
mm

8 *Formati/Sizes*



50x50  
20"x20"

33,3x50  
13"x20"

16,5x50  
6½"x20"

11x50  
4"x20"

33,3x33,3  
13"x13"

16,5x33,3  
6½"x13"

16,5x16,5  
6½"x6½"

8,2x16,5  
3,2"x6½"

## Beige Sabbia



J2611	50x50	67MMQ
J2621	33,3x50	67MMQ
J2681	16,5x50	75MMQ
J2671	11x50	75MMQ
J2581	33,3x33,3	62MMQ
J2591	16,5x33,3	66MMQ
J2601	16,5x16,5	71MMQ
J2691	8,2x16,5	97MMQ

## Mosaici su rete 30,5x30,5 - 12"x12"



J2721 | 2,5x2,5 | 171MMQ



J2731 | 2,5x5 | 165MMQ




J2741 | 5x5 | 159MMQ

## Verde Muschio



J2613	50x50	67MMQ
J2623	33,3x50	67MMQ
J2683	16,5x50	75MMQ
J2673	11x50	75MMQ
J2583	33,3x33,3	62MMQ
J2593	16,5x33,3	66MMQ
J2603	16,5x16,5	71MMQ
J2693	8,2x16,5	97MMQ



J2727 | 2,5x2,5 | 171MMQ



J2737 | 2,5x5 | 165MMQ



J2747 | 5x5 | 159MMQ

## Green Forest



J2612	50x50	67MMQ
J2622	33,3x50	67MMQ
J2682	16,5x50	75MMQ
J2672	11x50	75MMQ
J2642	33,3x33,3	62MMQ
J2652	16,5x33,3	66MMQ
J2662	16,5x16,5	71MMQ
J2692	8,2x16,5	97MMQ



J2722 | 2,5x2,5 | 171MMQ



J2732 | 2,5x5 | 165MMQ



J2742 | 5x5 | 159MMQ

## Autunno



J2616	50x50	67MMQ
J2626	33,3x50	67MMQ
J2686	16,5x50	75MMQ
J2676	11x50	75MMQ
J2586	33,3x33,3	62MMQ
J2596	16,5x33,3	66MMQ
J2606	16,5x16,5	71MMQ
J2696	8,2x16,5	97MMQ



J2726 | 2,5x2,5 | 171MMQ



J2736 | 2,5x5 | 165MMQ



J2746 | 5x5 | 159MMQ

### 3 Mosaici/Mosaics

30,5x30,5 - 12"x12"



### Focus su decorazioni/Focus on decorations



**+** Listello forum



**+** V-Cup e V-Out

Gres porcellanato smaltato, modulare, ingelivo, altamente resistente alle macchie e all'intenso calpestio.

Glazed porcelain tiles, modular, frost proof, stain proof, and highly resistant to wear.

Grès cérame émaillé, modulaire, résistant au gel, aux taches et à l'usure.

Glasiertes Feinsteinzeug, modular, frostsicher, sehr widerstandsfähig gegen Flecken und starke Benützung.

Grés porcelánico esmaltado, modular, antihielo, altamente resistente a las manchas y al alto tránsito.

Фарфоровые эмали, модульные, ингела, высокой устойчивостью к пятна и топтанием.

### Decorazioni/Decors

**Singolo Forum**  
16,5x16,5 6½"x6½"



JN32	Beige Sabbia	25PZ
JN36	Verde Muschio	25PZ

**Forum Stella**  
5x5 2"x2"



JN40	Beige Sabbia	13PZ
JN44	Verde Muschio	13PZ

**Forum Primula**  
5x5 2"x2"



JN41	Beige Sabbia	13PZ
JN45	Verde Muschio	13PZ

**Forum Margherita**  
5x5 2"x2"



JN42	Beige Sabbia	13PZ
JN46	Verde Muschio	13PZ

**Forum Bucaneve**  
5x5 2"x2"



JN43	Beige Sabbia	13PZ
JN47	Verde Muschio	13PZ

**Listello Forum**  
8x33,3 3,1"x13"



JN35	Beige Sabbia	21PZ
JN39	Verde Muschio	21PZ

**Listello Forum**  
3x33,3 1¼"x13"



JN34	Beige Sabbia	15PZ
JN38	Verde Muschio	15PZ

**Mosaico Foglie**



JM81	16,5x33,3	35PZ
------	-----------	------

**Mosaico Foglie**



JM82	16,5x16,5	45PZ
------	-----------	------

**Treccia Spina**



JM83	16,5x33,3	35PZ
------	-----------	------

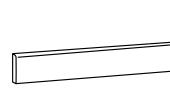
**Treccia Spina Corner**



JM84	16,5x16,5	45PZ
------	-----------	------

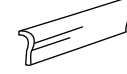
### Pezzi speciali/Special trim pieces

**Battiscopa**  
8x33,3 3,1"x13"



JH31	Beige Sabbia	5PZ
JH33	Verde Muschio	5PZ
JH36	Autunno	5PZ
JH32	Green Forest	5PZ

**V-Cup**  
3x5,5x33,3  
1¼"x2,1"x13"



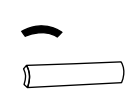
PJ40	Beige Sabbia	26PZ
PJ41	Verde Muschio	26PZ
PJ42	Autunno	26PZ
PJ43	Green Forest	26PZ

**V-Out**  
3x5x5,5 1¼"x2,1"x2"



PJ45	Beige Sabbia	21PZ
PJ46	Verde Muschio	21PZ
PJ47	Autunno	21PZ
PJ48	Green Forest	21PZ

**Bead Esterno**  
3x16,5 1¼"x6½"



PJ01	Beige Sabbia	13PZ
PJ03	Verde Muschio	13PZ
PJ05	Autunno	13PZ
PJ07	Green Forest	13PZ

**Beak Esterno**  
3x3x3 1¼"x1¼"x1¼"



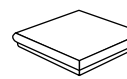
PJ02	Beige Sabbia	16PZ
PJ04	Verde Muschio	16PZ
PJ06	Autunno	16PZ
PJ08	Green Forest	16PZ

**Gradino**  
30x33,3 12"x13"



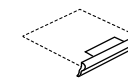
JJ81	Beige Sabbia	70PZ
JJ86	Autunno	70PZ

**Ang. Gradino**  
33,3x33,3 13"x13"



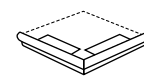
JE81	Beige Sabbia	88PZ
JE86	Autunno	88PZ

**Bordo Gradino**  
5,5x33,3 2"x13"



JJ01	Beige Sabbia	56PZ
JJ01	Verde Muschio	56PZ
JJ01	Autunno	56PZ
JJ01	Green Forest	56PZ

**Bordo Ang. Grad.**  
5,5x33,3 2"x13"



JE01	Beige Sabbia	77PZ
JE01	Verde Muschio	77PZ
JE01	Autunno	77PZ
JE01	Green Forest	77PZ

**CARATTERISTICHE TECNICHE COTTAGE STONE**  
**TECHNICAL CHARACTERISTICS**

ISO 13006 – BIA GL (≥ 0,5%) UNI EN 14411 - G -


	METODO DI PROVA TEST METHOD	REQUISITI PREVISTI DALLA NORMA REQUIRED BY THE NORM	VALORE MEDIO SENIO SENIO AVERAGE VALUES
<b>DIMENSIONI E ASPETTO</b> APPEARANCE AND DIMENSIONS	ISO 10545-2	Prospetto G.1 Prospect G.1	Conforme Conforms
<b>ASSORBIMENTO D'ACQUA</b> WATER ABSORPTION	ISO 10545-3	≥ 0,5%	≥ 0,5%
<b>RESISTENZA A FLESSIONE</b> RESISTANCE TO BENDING	ISO 10545-4	35 N / mm <sup>2</sup>	40 N / mm <sup>2</sup>
<b>RESISTENZA ALL'ABRASIONE SUPERFICIALE</b> PEI RATING / RESISTANCE TO WEAR	ISO 10545-7	Classi 0-5 Classes 0-5	4
<b>RESISTENZA AGLI SBALZI TERMICI</b> THERMAL SHOCK RESISTANCE	ISO 10545-9	Metodo disponibile Method available	Conforme Conforms
<b>RESISTENZA AL CAVILLO</b> RESISTANCE TO CRAZING	ISO 10545-11	Richiesta Required	Resiste Resists
<b>RESISTENZA AI PRODOTTI CHIMICI</b> RESISTANCE TO CHEMICAL PRODUCTS	ISO 10545-13		
<b>PRODOTTI CHIMICI AD USO DOMESTICO ED ADDITIVI PER PISCINA</b> RESISTANCE TO HOUSEHOLD CHEMICALS AND SWIMMING POOL WATER CLEANSERS		Min. GB	GB
<b>RESISTENZA AL GELO</b> RESISTANCE TO FROST	ISO 10545-12	Richiesta Required	Resiste Resists
<b>RESISTENZA ALLE MACCHIE</b> RESISTANCE TO STAINS	ISO 10545-14	Min. 3	3
<b>STABILITÀ DEI COLORI ALLA LUCE</b> COLOUR RESISTANCE TO LIGHT EXPOSURE	DIN 51094	Non devono presentare apprezzabili variazioni di colore Don't have to show important changes in colour	Conforme Conforms
<b>SCIVOLOSITÀ</b> MOHS RATING	DIN 51130		R 9

Beige Sabbia 16,5x16,5 (6,5"x6,5"), Forum Singolo Beige Sabbia  
 16,5x16,5 (6,5"x6,5"), Listello Forum Beige Sabbia 8x33,3 (3"x13")



Autunno 33,3x33,3 (13"x13")  
e 16,5x33,3 (6,5"x13")


## Suggerimenti di posa



**33,3x33,3**  
33,4%

**33,3x50**  
50,1%


**16,5x33,3**  
16,5%



**50x50**  
47,4%

**33,3x33,3**  
21,0%

**16,5x50**  
31,6%



**33,3x50**  
46,3%

**11x50**  
15,4%

**16,5x50**  
23,0%

**16,5x33,3**  
15,3%

# COTTAGE STONE

*Superfici dal sapore antico*

Cottage Stone si caratterizza per la sua morbida e naturale varietà di toni differenti in ogni lastra, che insieme all'assortimento dei formati e ai possibili schemi di montaggio permette di creare ambienti dal sapore antico. Il suo straordinario riflesso patinato, al tatto piacevolmente vellutato e cerato, risulta di grande effetto visivo una volta posato. È una resistente e versatile collezione pensata per pavimentazioni interne ed esterne, ideale sia per ambienti residenziali che per luoghi commerciali di fascino. La grande disponibilità dei formati, dei mosaici su rete, delle decorazioni e degli elementi di raccordo consente anche la realizzazione di gradevoli rivestimenti coordinati.

**COTTAGE STONE. Surfaces with an old world charm.** The major characteristic of the Cottage Stone series is the soft and natural variety of shades, that are different in each slab. The wide selection of sizes, and the multiple laying schemes possible to realize, that allows to create rooms with an old charming flavour. The extraordinary satin finish touch is similar to velvet and waxed surfaces, and outcomes in a great visual effect when fixed and grouted. It's a collection of products resistant and versatile, made for floorings indoors and outdoors, ideal for both residential or light commercial and public places. The wide number of sizes, the mosaics on net, the decorations, the special trim pieces, make these products excellent to use on both floors and walls, for very pleasant coordinated combinations.

**COTTAGE STONE. Surfaces d'un saveur ancien.** La caractéristique principale de la série Cottage Stone est sa propre souple et naturelle variété de nuances, qui rendent les carrelages toutes différentes l'une des autres. Ce « nuancement » et l'assortiment des formats et des possibles modules de calpinage, permettent de réaliser des beaux sols d'un saveur ancien. Son extraordinaire reflet satiné, qui au touche est en même temps velouté et ciré, devient merveilleux quand fini, posé et jointé. C'est une collection de produits pensée pour sols à l'intérieur et à l'extérieur, idéal tant pour maisons privés que pour lieux plus commerciaux ou publics de charme. La grande sélection de formats, des mosaïques sur trame, des décorations et des éléments de raccord et pièces spéciales, permet l'emploi de ces produits aussi pour des combinaisons de sols et murs très bien coordonnées.

**COTTAGE STONE. Oberflächen mit antiken Geschmack.** Cottage Stone zeichnet sich durch seine weiche und natürliche Verschiedenartigkeit von diversen Farbtönen auf jeder Platte aus. Anhand des Formatsortiments und der möglichen Schemas der Verlegung kann eine Umgebung mit antiken Geschmack geschaffen werden. Der außergewöhnliche patinierte Reflex, der sich wohltuend samtig und gewachst anfühlt, weist nach der Verlegung einen großen sichtbaren Effekt auf. Es ist eine widerstandsfähige und vielseitige Kollektion, die für Böden im Innen- und Außenbereich gedacht ist. Cottage Stone bietet sich sowohl für Wohnräume als auch für den öffentlichen Raum mit Charme an. Die vielen verfügbaren Formate, Mosaik auf Netz, Dekors und Verbindungselemente erlauben auch eine Verwirklichung von geschmackvollen und ideenreichen Gestaltungen.

**COTTAGE STONE. Superficies de sabor antiguo.** Cottage Stone se caracteriza por su suave y natural variedad de tonos diferentes en cada lastra, que junto a la diversidad de formatos y a los posibles esquemas de montaje permite crear ambientes de un antiguo sabor. Su extraordinario reflejo patinado - al tacto agradablemente aterciopelado y cerado - resulta de gran efecto visual una vez montado. Es una colección resistente y versátil pensada para pavimentaciones internas y externas. Ideal sea para ambientes residenciales que para ambientes comerciales. La gran disponibilidad de formatos, de mosaicos sobre red, de decoraciones, de elementos compatibles, permite la realización de agradables revestimientos coordinados.

**COTTAGE STONE.** Поверхности древнего стиля. Каменный коттедж характеризуется ее мягкой и естественной различием тонов в каждой пластины, которые вместе с ассортиментом и размером позволяет установке пластинов для создания обстановкам в древнем стиле. Ее необычайные матовое отрожение, гладкая на ощупь, и приятное вощеная, она имеет большой визуальный эффект после установки. Это устойчивая и универсальная коллекция напольных покрытий для внутренних и внешних условий, что идеально подходит для шикарных жилых и коммерческим заведениям. Наличие больших размеров, мозаиков в сети, украшения и элементы установки также позволяет создать приятных регулярных покрытий.